

## **User Name and Password Request Process**

### **User name and Password access for Emergency Managers / Administrators, State agencies or IMT / Region:**

Step 1) Log into [www.ksready.gov](http://www.ksready.gov)

Step 2) Go to Important Links click *Resource Manager User Name and Password Request*

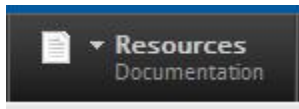
Step 3) Fill out the form click *submit by email*

Step 4) Form will be received and a user name and password will be issued by the State of Kansas Administrator.

### **User name and Password access for City and County Organizations:**

Step 1) Log into [www.kansasresponder.com](http://www.kansasresponder.com) (there is also a link to it on ksready.gov)

Step 2) Click on Resources/Documentation menu



Step 3) Under CRMCS, Click "*County User Name and Password Request Form*"

Step 4) Fill out application and give to system administrator or emergency manager for that county and a user name and password will be issued.

# To log into ResourceMGR Web

Step 1) Go to [www.kansasresponder.com](http://www.kansasresponder.com)




## Home


### About CRMCS

The Kansas Division of Emergency Management (KDEM), in partnership with the Kansas Homeland Security Regions, is preparing to roll out a new comprehensive resource management tool. This tool will allow county emergency managers and emergency response agencies the ability to credential personnel, provide information on availability of assets and personnel during an emergency, the ability to track those assets on scene, and complete incident visibility via the internet. The resource information will be collected and stored in the web based [resourceMGR web™](#) (RMW) / [interTRAX®](#) exchange system. Resources in the RMW system will be typed by the FEMA Tier I NIMS standards. Assets that fall outside those standards will be identified and given state specific Tier II types as defined by the subject matter experts in the appropriate discipline / Emergency Support Function (ESF).

Step 2) Click on “[resourceMGR web™](#)” link in upper right hand corner of page.



Step 3) Login - Enter Username & Password.



resourceMGR web™

---

**Welcome! Please Login.**

USER NAME

PASSWORD

**<< SUBMIT >>**